	Instructions for use, read carefully!	NZP0002	Page 1 of 2
	Date of issue:	October 7, 2022	Issue:
			2

RETAIN THESE INSTRUCTIONS FOR USE FOR THE WHOLE LIFE CYCLE OF THE PRODUCT AND PASS THEM ON TO ANY SUBSEQUENT HOLDER OR USER OF THE PRODUCT.

Producer: KLARO, spol. s r.o., Ke Hřišti 187, Velké Chvalovice, 289 11 Pečky, Czech Republic / www.klaro.cz

Product:	Basic UDI-DI	Variant	Cat. no.
INFUSION STAND STANDARD	85942088310046Z5	Infusion stand STANDARD	10046S5*

The product catalogue number of the infusion stands is located on a label on the underside of the undercarriage.

Classification/risk class of the medical device: class I (rule 1)

Indication, description of the medical device:

The infusion stands are intended for professional use in healthcare facilities for intravenous administration of medication by infusion therapy to patients indicated for this treatment. The mobile infusion stands are designed for movement over short distances in wheelchair accessible interiors and for hanging up to 4 infusion holders or infusion bags. The cross-bracket with hooks for hanging infusions is height-adjustable from 120 to 210 cm.

Load capacity of 1 HOOK - max. 3 kg

TOTAL LOAD CAPACITY OF THE STAND - max. 12 kg

Sterilisation, period of use, storage conditions, warranty period

The product is supplied in a non-sterile state and is not intended for sterilisation in a medical facility.

The product is intended for repeated use. The life of the product is limited by mechanical wear and tear or damage. For this reason, the period of use is set at 10 years from the first use; for use beyond this period, a service inspection is required.

Store in a dry environment at a temperature of -20 to +60°C (-4 to +140°F).

The products are covered by a 2-year warranty.



Cleaning and disinfection

Wash the products with highly diluted solutions of standard disinfectants or with water and standard detergent. None of these agents shall contain abrasives.



Never use disinfectants or other substances containing chlorine or its derivatives - this applies to all parts of the product.

Wipe the surface of the product only with a damp, non-abrasive cloth or sponge. Prevent water from entering the space between the fixed and extendable part of the infusion stand. You can damage the surface of the product by mechanical stress, such as scraping and wiping with increased pressure applied by objects with sharp edges or abrasive surfaces.




Do not expose the metal parts of the product (chrome finish, powder coating) to a humid environment continuously.

Warnings, safety instructions

Use the product only in accordance with the information given in this instruction manual, particularly with the information on the purpose of use and warnings.

The stand must not serve as a support for patients. Injury may occur.

Do not use any damaged products.

  	Instructions for use, read carefully!		NZP0002	Page 2 of 2
	Date of issue:	October 7, 2022	Issue:	2

Disinfect and clean the device regularly and as needed to prevent the initiation of the growth of pathogenic microorganisms.

Any modifications of the product are not recommended and any consequences will not be covered by the support service or product warranties.

The stand must not be placed on an inclined surface, it may fall even if brakes are engaged on the casters. The casters with brakes are not designed to brake the cart on an inclined surface, they are only used to prevent the cart from moving on a horizontal floor.

Before releasing the height adjustment lock, hold the top extension part of the stand to prevent the stand from undesired lowering.

Perform the height adjustment of the stand without hanging any infusions on it, this will prevent the possibility of the infusion falling.

Make sure to lock the height adjustment thoroughly, thus you will avoid the possibility of undesired lowering of the top part.

After placing the infusion on the stand, make sure the infusion holder/bag is hung properly and secured against falling.

Do not drive the stands over significant surface irregularities (such as door sills, etc.) to avoid damage to the casters.

Load the stand evenly and do not exceed the set maximum load capacity or the load capacity of its individual components - this could lead to damage to the product or deterioration of its stability.

Caution

The metal part of the stand, painted in grey (RAL7042), is treated with antimicrobial powder paint that prevents the growth of unwanted microorganisms on the surface while destroying them.

Safe disposal

When disposing of the product, follow the local applicable regulations and hand over the non-functioning product to an authorised person (specialized company) for environmentally-friendly disposal, preferably for recycling or further use. The authorised person will ensure that the product is disassembled into different types of recyclable or recoverable waste. The waste produced is not considered to be hazardous waste. In the event of contamination of the product with chemicals or mixtures, follow the instructions for disposal provided by the producer of these substances.

Note to users:

Report any serious adverse event occurring in connection with the use of these products to the producer without delay, write to (e-mail): klaro@klaro.cz.

Explanation of symbols



CE mark - marking of conformity of the product according to Article 20 of Regulation 2017/745/EU on Medical Devices (MDR)



The symbol "BATCH CODE" – indicates the batch number of the producer.



The symbol "CATALOGUE NUMBER" – indicates the catalogue number of the product.



The mark "Caution" - Alerts the user to the need to consult the Instructions for use for important warnings such as cautions and precautions for use that for various reasons cannot be placed directly on the medical device.



Medical device